

## INFRASTRUCTURE EQUITY STRATEGY

As of March 31, 2026

### Firm profile

Founded in 1987, Letko, Brosseau & Associates Inc. (LBA) is one of Canada's largest independent investment managers with approximately \$21.1 billion managed. We offer a select number of broad investment strategies including Global Balanced, Global Equity, Canadian Equity, Emerging Markets Equity, International Equity, Infrastructure Equity and Fixed Income where we feel we can add value through our disciplined knowledge-based investment approach.

### Portfolio strategy

The strategy is designed for investors with a long-term investment horizon seeking a diversified global infrastructure equity portfolio offering growth potential, stable cash flow, and an attractive dividend yield. We offer a compelling value proposition based on our knowledge-based investing approach, collaborative team structure, price discipline, and low fees.

<b>Inception date</b>	August 1 <sup>st</sup> , 2021
<b>Category</b>	Equity
<b>Investment options</b>	Segregated Account (\$5 million) Pooled Fund Account (\$300 thousand)

### Firm economic strategy commentary

For more insight into our economic perspective, make sure to go over our Economic and Capital Markets outlook on our website:

<https://www.lba.ca/perspective/economic-and-capital-markets-outlook-q2-2026/>

### LBA Infrastructure Equity Composite

Compounded annualized returns <sup>(2)</sup> (in Canadian dollars)

3 months	1 year	3 years	Since Inception
10.0%	28.5%	19.9%	15.7%

<sup>(1)</sup> Information shown is based on the Letko Brosseau Infrastructure Equity Composite.

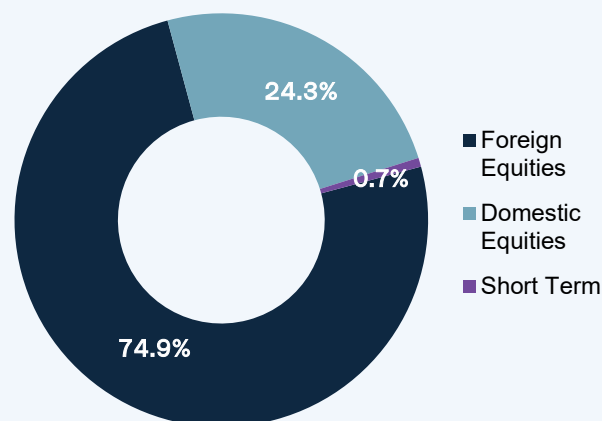
\*For the # of Holdings and Turnover Ratio the information shown is of a representative account, in this case the Letko Brosseau Infrastructure Equity Fund.

<sup>(2)</sup> Data is preliminary. This Composite includes all discretionary infrastructure equity mandates with no bias towards any countries and asset mix targets for fixed income securities of less than 20%. The portfolios may or may not include Canadian Equities. The Composite assets as of March 31, 2026, were \$90.0 million or 0.4% of assets under management. Performance results reflect the reinvestment of dividends, income and other earnings and are presented net of all foreign withholding taxes. Reclaimable withholding tax refunds are recognized when received. Performance results are presented before management and custodial fees but after trading commissions. Custody/administration costs may vary depending on client's custody arrangement and account.

### Characteristics <sup>(1)</sup>

<b>Average Dividend Yield</b>	4.6%
<b>Forward P/E Ratio</b>	11.5
<b>Average Market Cap</b>	CA\$54.8 B
<b># of Holdings*</b>	40
<b>Turnover Ratio*</b>	6.9%

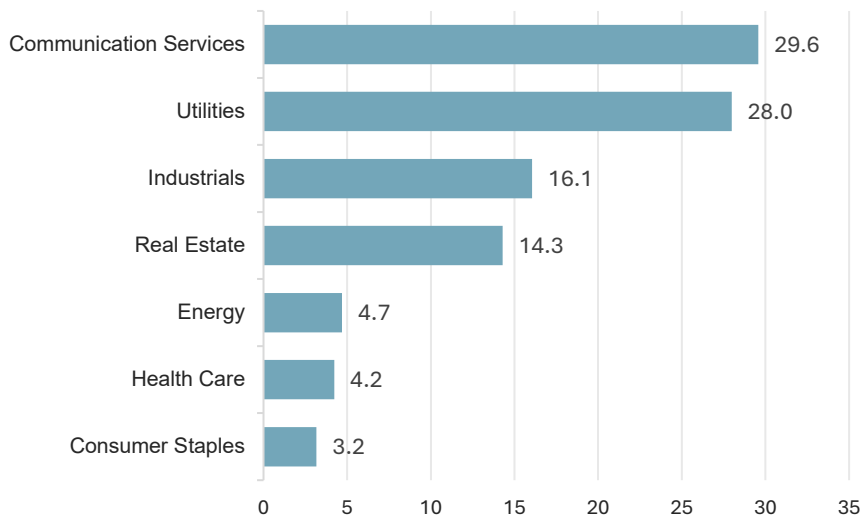
### Asset allocation <sup>(1)</sup>



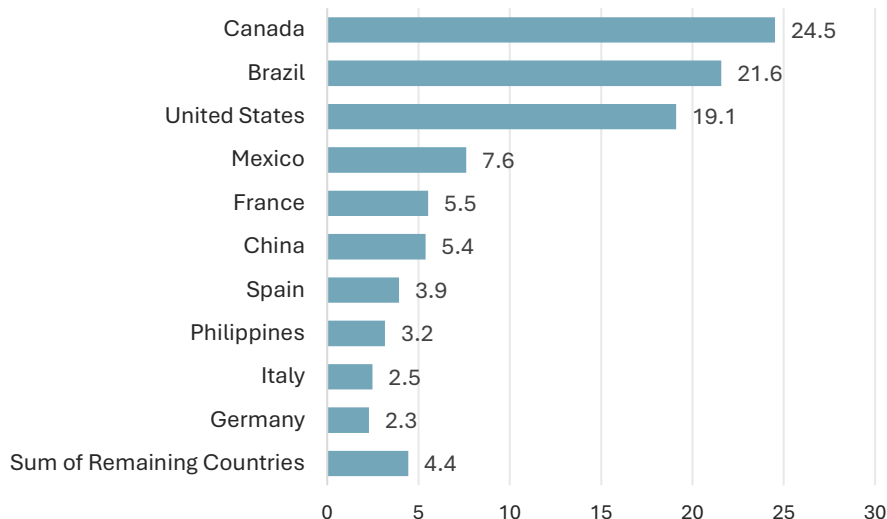
## INFRASTRUCTURE EQUITY STRATEGY

As of March 31, 2026

### Sector Weightings (%) <sup>(3)</sup>



### Country Weightings (%) <sup>(3)</sup>



### Top 10 holdings <sup>(3)</sup> Weight (%)

Top 10 holdings <sup>(3)</sup>	Weight (%)
Rogers Communication CI	4.9
Verizon Communications	4.7
Grupo Aeroportuario Del Centro Norte	4.4
Cia De Saneamento Do Parana	4.4
Fleury SA	4.2
BCE Inc.	4.1
Copel - Cia Paranaense De Energia	4.1
Comcast Corp.	3.9
AT&T Inc.	3.5
Allos SA	3.3

Fee Schedule	Amount	Fee
First	\$500,000	1.00%
Next	\$1,500,000	0.75%
Next	\$4,000,000	0.50%
Remaining Account balance		0.40%



Join us at  
[www.lba.ca](http://www.lba.ca)

#### Eastern Canada - Montreal

Joé Marcone  
514-315-8126  
[joe.marcone@lba.ca](mailto:joe.marcone@lba.ca)

#### Central Canada - Toronto

Peter Burke  
647-258-7861  
[peter.burke@lba.ca](mailto:peter.burke@lba.ca)

#### Western Canada - Calgary

Paul Vaillancourt  
587-350-1706  
[paul.vaillancourt@lba.ca](mailto:paul.vaillancourt@lba.ca)

<sup>(3)</sup> Information shown is based on the Letko Brousseau Infrastructure Equity Composite.

This document has been prepared by Letko, Brousseau & Associates Inc. for informational purposes only and is not intended to provide, and should not be relied upon for, accounting, legal or tax advice or investment recommendations. There is no representation or warranty as to the current accuracy of, nor liability for, decisions based on such information. Past performance is not a guarantee of future returns. All investments pose the risk of loss and there is no guarantee that any of the benefits expressed herein will be achieved or realized.

